



## Non - Automatic Bilge Pumps 01 Series

### Features & Benefits

Pump and switch are stand alone products  
Compact, efficient, long life motors  
New mercury free float switches  
Size: 350, 500, 750, 1100, 1500, 2000, 3000,  
3500 gph in 12 and 24 volt versions  
Easy clean snap-lock strainer bases  
Anti-Airlock protection  
Exclusive moisture tight seals  
Completely submersible  
Marine grade blocked wiring  
Silent and vibrationless operation

### Typical Applications

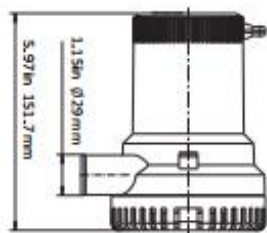
Marine  
RV & Campers  
Industrial

### PUMP

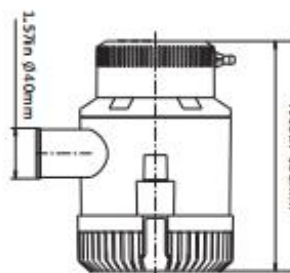
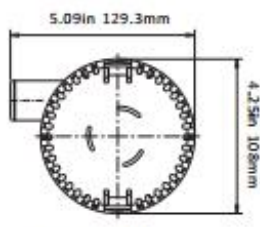
**Liquid Temperature**  
110°F (43°C) Max.  
**Priming Capabilities**  
Not needed flooded suction  
**Power**  
13.0 amps max current draw  
**Max Pressure**  
Not needed

### MOTOR

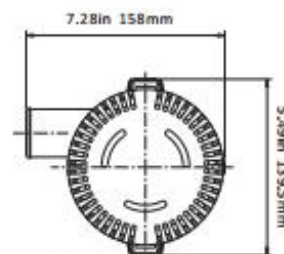
**Type**  
Compact, efficient, long life motor  
**Leads**  
18 AWG, 1 m long Leads  
**Temperature Limits**  
110°F (43°C) Max.  
**Duty Cycle**  
Intermittent  
**Voltage**  
12v/24v



1500 GPH-2000 GPH



3000 GPH-3500 GPH



### STANDARD PUMP CONFIGURATIONS

Model	Flow rate	Volts	Current	Head	Wire lead	Outlet Dia	N.W/G.W
SFBP1-G1500-01	1500 GPH	12V	7.0A	5 m	1m	29 mm/1-1/8"	1.13/1.21 kg
SFBP2-G1500-01	1500 GPH	24V	5.0A	5 m	1m	29 mm/1-1/8"	1.13/1.21 kg
SFBP1-G2000-01	2000 GPH	12V	9.0A	6 m	1m	29 mm/1-1/8"	1.13/1.21 kg
SFBP2-G2000-01	2000 GPH	24V	5.5A	6 m	1m	29 mm/1-1/8"	1.13/1.21 kg
SFBP1-G3000-01	3000 GPH	12V	12.0A	8 m	1m	40 mm/1-1/2"	2.10/2.37 kg
SFBP2-G3000-01	3000 GPH	24V	7.0A	8 m	1m	40 mm/1-1/2"	2.10/2.37 kg
SFBP1-G3500-01	3500 GPH	12V	13.0A	8 m	1m	40 mm/1-1/2"	2.10/2.37 kg
SFBP2-G3500-01	3500 GPH	24V	8.0A	8 m	1m	40 mm/1-1/2"	2.10/2.37 kg