

# VTOB107

Flush Mounted Box for VTO2000A



## Features

- Material: Metal
- Size: 125mm\*135mm\*56mm
- Weight: 0.8 Kg
- Flush mounted box

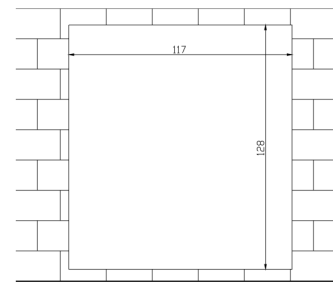


Figure 1

## Installation

- Dig a hole on wall, its dimension is 117\*128\*80(mm).See Figure 1.
- Embed metal bracket into wall until its four peaks lean against the wall.See Figure 2.
- Align the device on metal bracket according to screw hole. At 2 spots fasten screws (M3×8 Cross recessed countersunk head tail machine screws--- galvanizing white), and fix device on metal bracket. See Figure 3.

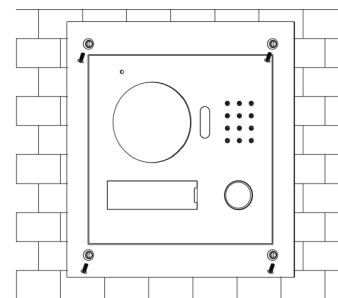


Figure 2

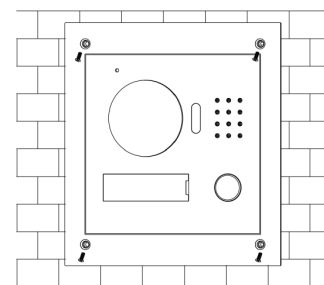


Figure 3