

DG12-75S(12V75Ah)



Specification

Cells Per Unit	6
Voltage Per Unit	12
Capacity	75Ah@20hr-rate to 1.75V per cell @25°C
Weight	Approx. 21.0 Kg (Tolerance ±3.0%)
Internal Resistance	Approx. 9.8 mΩ
Terminal	F5(M8)/F11(M6)
Max. Discharge Current	750A (5 sec)
Design Life	15 years (floating charge)
Max. Charging Current	15.0 A
Reference Capacity	C3 51.3AH C5 58.0AH C10 66.0AH C20 75.0AH
Float Charging Voltage	13.6 V~13.8 V @ 25°C Temperature Compensation: -3mV/°C/Cell
Cycle Use Voltage	14.2 V~14.4 V @ 25°C Temperature Compensation: -4mV/°C/Cell
Operating Temperature Range	Discharge: -40°C~60°C Charge: -20°C~50°C Storage: -40°C~60°C
Normal Operating Temperature Range	25°C ±5°C
Self Discharge	RITAR Valve Regulated Lead Acid (VRLA) batteries can be stored for up to 6 months at 25°C, and then recharging is recommended. Monthly Self-discharge ratio is less than 2% at 20°C. Please charged batteries before using.
Container Material	A.B.S. UL94-HB, UL94-V0 Optional.



DG (Deep Cycle GEL) series is pure GEL battery with 15 years floating design life, it is ideal for standby or frequent cyclic discharge applications under extreme environments. By using strong grids, high purity lead and patented GEL electrolyte, the DG series offers excellent recovery capability after deep discharge under frequent cyclic discharge use, and it can offers 2 times cyclic life than the standard series. It is suitable for solar & wind system, marine, deep discharge UPS etc.



ISO 9001



ISO 14001



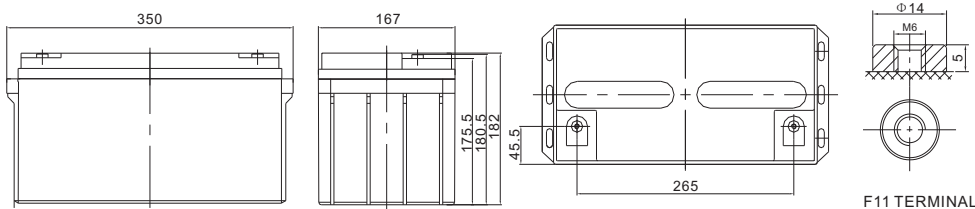
OHSAS 18001



MH 28539



Dimensions



Length	350±2mm (13.8 inches)
Width	167±2mm (6.57 inches)
Height	182±2mm (7.17 inches)
Total Height	182±2mm (7.17 inches)
Terminal	Value
M5	6~7 N*m
M6	8~10 N*m
M8	10~12 N*m

Unit: mm

Constant Current Discharge Characteristics : A(25°C)

F.V/Time	10MIN	15MIN	30MIN	1HR	2HR	3HR	4HR	5HR	8HR	10HR	20HR
1.60V	119.1	97.6	64.7	40.7	24.9	18.7	14.9	12.5	8.44	6.96	3.90
1.65V	112.6	93.3	62.1	39.3	24.1	18.1	14.5	12.2	8.35	6.88	3.84
1.70V	103.6	87.4	59.4	38.1	23.3	17.6	14.1	11.8	8.22	6.77	3.80
1.75V	94.8	81.3	56.7	36.7	22.5	17.1	13.7	11.6	8.10	6.69	3.75
1.80V	85.9	75.1	54.2	35.3	21.7	16.5	13.3	11.3	7.97	6.60	3.71
1.85V	70.2	62.3	46.7	31.6	19.9	15.3	12.4	10.5	7.48	6.21	3.52

Constant Power Discharge Characteristics : WPC(25°C)

F.V/Time	10MIN	15MIN	30MIN	1HR	2HR	3HR	4HR	5HR	8HR	10HR	20HR
1.60V	230.1	193.9	133.5	87.0	53.6	40.5	32.5	27.4	18.7	15.6	8.73
1.65V	218.9	186.3	129.3	84.6	52.1	39.5	31.7	26.7	18.5	15.4	8.62
1.70V	207.8	178.8	125.0	82.2	50.7	38.5	31.0	26.1	18.3	15.2	8.51
1.75V	193.6	168.8	120.7	79.7	49.2	37.5	30.3	25.6	18.1	15.0	8.42
1.80V	178.3	158.1	116.6	77.1	47.6	36.5	29.5	25.0	17.8	14.8	8.35
1.85V	148.3	133.0	101.4	69.6	43.9	33.9	27.5	23.4	16.8	14.0	7.94

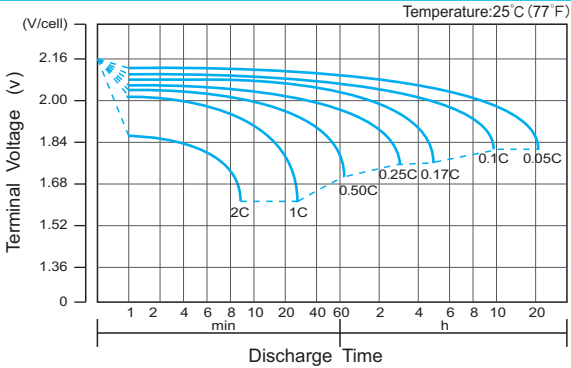
(Note) The above characteristics data are average values obtained within three charge/discharge cycle not the minimum values.

The battery must be fully charged before the capacity test. The C₂₀ should reach 95% after the first cycle and 100% after the third cycle.

DG12-75S(12V75Ah)



Discharge Characteristics Curve



Charge Characteristic Curve for Cycle Use(IU)



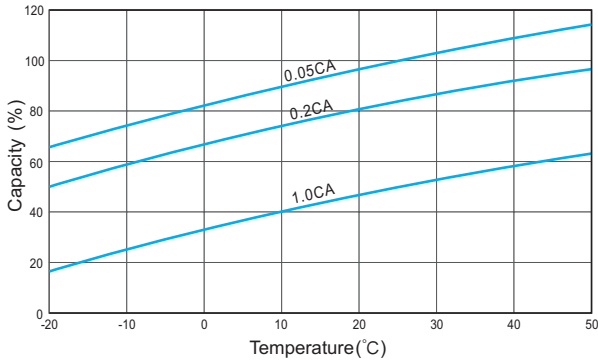
Cycle Life in Relation to Depth of Discharge



Relationship Between Charging Voltage and Temperature



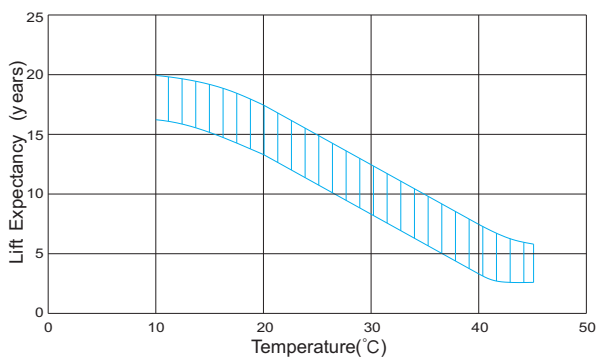
Temperature Effects on Capacity



Storage Characteristics



Effect of Temperature on Long Term Life



Relationship of OCV And State of Charge(20°C)



(Note) All above information shall be changed without prior notice, Ritar reserves the right to explain and update the latest information.